

MARCH-APRIL 1999

VOL 21



2505 West 84th Street  
Leawood, KS 66206



PAUL McBRIDE  
& MARGARET  
22714 W 51ST ST  
SHAWNEE, KS 66226

STAG TR2 TR3 TR3A TR3B TR4 TR4A TR5 TR250 TR6 TR7 TR

SPITFIRE GT6 STAG TR2 TR3 TR3A TR3B TR4 TR4A TR5 TR25

TR6 TR7 TR8 S TR3A TR3B TR4

TR4A TR5 TR25 STAG TR2 TR

TR3A TR3B TR4 TR4A TR5 TR250 TR6 TR7 TR8 SPITFIRE GT

STAG TR2 TR3 TR3A TR3B TR4 TR4A TR5 TR250 TR6 TR7 TR

SPITFIRE GT6 STAG TR2 TR3 TR3A TR3B TR4 TR4A TR5 TR25

**Kansas City Triumphs  
Sports Car Club**

*"Dedicated to the Preservation and Restoration of  
Triumph Sports Cars"*



March - April  
1999

# KANSAS CITY TRIUMPHS

## Directors Notes

VROOM. Greetings from your directors John and Nancy Maas. VROOM. As we begin our term as club leaders it is fun to think back to the different directors that the club has had while we have been members. Ted and his TR-6 had the right plan. Don't carry spare parts just a boot full of cleaning supplies. Did he ever have the top down on that car? Next were Bob and Marilyn, another TR-6 that was always kept clean. Bob is the one who explained to me that "Wheels Up" has a different meaning to British car enthusiasts than it does to Saab owners. To Swedes wheels up and on your roof are synonymous. Jim Brady set a new and hopefully never to be equally in my time standard for sheer volume of Triumphs owned while director. This is not to say that Randy didn't try. But there is only one word to say for the Adkins years. Party. Finally was Jay Smith. If Ted and Bob lived the motto clean it, Jim and Randy said buy it, Jay would probably modify it. No job too big no Triumph too fast. Of course I know that it was probably the wives of these guys who really made things go smoothly, and out of respect for their hard work I won't say anything about them.

VROOM, VROOM. So now a little about myself. The first car I ever drove was 59 Triumph Estate Wagon in 1966. I was 7 years old and my Father traded a Shetland pony and \$40 dollars for it. It had a bad starter so my father would push it and I would pop the clutch to start it and then shift to neutral and stop the car and my father would run up hop in and drive me to school. Of course sometimes I took a long time to get the car stopped thus making my "drives" as long as possible.

VROOM, VROOM. This has not changed much for me. I can still make the trip from my driveway to the garage an hour journey with at least one stop for ice cream. So there you have it, my goals for the club are simple. Get as much joy from our cars and our friends as possible. I'm ready to do what I can whether it is cleaning, driving, eating, planning, or just bench racing, let's A final word, VROOM.

John

P.S. Eights don't rule, but they do have dual exhaust and more modern electrical systems that allow the use of very powerful and loud stereos. How loud? In 5<sup>th</sup> gear no one can hear your radar detector scream.

## 1999 Triumph Car Club Events Calendar

### MARCH

- 9<sup>th</sup>/Join MG's at the Alamo
- 18<sup>th</sup> at 7:00 Zio's Italian Kitchen 3901 Bolger Independence MO Restaurant located about 1 mile west of Independence Center on

39<sup>th</sup> St. Come enjoy a fun & festive evening with your club friends.

Point person -Tamara 246-1114

- 27<sup>th</sup>/10a.m. Parkville, O'Malley's Weston. PP = Woody's

??/St. Louis MG Endurance Rally

#### APRIL

- 6<sup>th</sup>/Join MG's at the Alamo
- 17<sup>th</sup>/10:30 After Taxes Tune-Up. PP=Pat McCracken

- 25<sup>th</sup>/Swap Meet at Hursts

#### MAY

- 1<sup>st</sup>-2<sup>nd</sup>/MG Slim Run
- 11<sup>th</sup>/Join MG's at the Alamo
- 14<sup>th</sup>-16<sup>th</sup>/Shute Out in Chanute. PP = Jay Smith

- 22<sup>nd</sup>/23<sup>rd</sup>/Mid-Missouri All British Car Meet in Columbia (573-817-1310)
- 29<sup>th</sup>/Fly In at Atchison, KS. PP = Davis's

#### JUNE

- 11<sup>th</sup>-13<sup>th</sup>/MG Heartland Regionals
- 12<sup>th</sup>-13<sup>th</sup>/Maas Maddness Road Rally. PP = Maas's

- 26<sup>th</sup>/Liberty Cruise Night. PP = Richard Woody

#### JULY

- 3<sup>rd</sup>-4<sup>th</sup>/Vintage Race/Heartland Park, Topeka.
- ??/Club Night Out @ Max's Auto Diner. PP = Cynthia Yin

- 10<sup>th</sup>-11<sup>th</sup>/Smithville Camping. PP = Jim Brady, Randy Adkins, Diane
- 28<sup>th</sup>-31<sup>st</sup>/ VTR, Portland, Maine

#### AUGUST

- 7<sup>th</sup>/Sonic Drive-In/Movie Night. PP = Lymans

- 13<sup>th</sup>-15<sup>th</sup>/Annual Lake of the Ozarks Trip. PP = Ann Adkins

#### SEPTEMBER

- 4<sup>th</sup>-5<sup>th</sup>/Kansas City All British Car and Cycle Meet
- 17<sup>th</sup>-19<sup>th</sup>/Arrow Rock Camping Trip. PP = Randy Adkins

- 23<sup>rd</sup>/Club Night Out. PP = Margaret McBride

#### OCTOBER

- 1<sup>st</sup>-3<sup>rd</sup>/Roaring River Rally and Tour. PP = Woody's
- 3<sup>rd</sup>/Lawrence Car Show

- 23<sup>rd</sup>-24<sup>th</sup>/Kansas City MG F.A.T. Run. PP = Bob Allen
- 30<sup>th</sup>/Antique Run. PP = Davis's and McBrides

#### NOVEMBER

- 6<sup>th</sup>/Annual Triumph Dinner. PP = Smiths

#### DECEMBER

- 11<sup>th</sup>/Progressive Dinner North. PP = ?(Adkins, Woody's, Phillips, Maas's)

## Upcoming Events

### CLUB NIGHT OUT

March 18<sup>th</sup> at 7:00 Zio's Italian Kitchen 3901 Bolger Independence MO Restaurant located about 1 mile west of Independence Center on 39<sup>th</sup> St. Come enjoy a fun & festive evening with your club friends.  
Point person -Tamara 246-1114

### DAY TRIP TO HISTORIC WESTON

Meet at the Parkville Farmers' Market parking lot on March 27 at 9:45 am. We will leave promptly at 10:00 for a scenic drive to Weston. Lunch will be at 11:30 at The Bowman. We will then visit the many antique and gift shops along Main Street. We will meet back the Bowman at 3:00pm for drinks and socializing at OMalley's 1842 Pub. Please call Ann and Richard Woody if you plan to attend. 628-4154.

### HEALEY CLUB OUTING

Steve Dupus of the Healey Club called to inform us that they are sponsoring a Driving Event on April 10th to Lindsberg, Kansas for lunch and museum. Anyone interested is to meet at 7:30 a.m. at the Machine Shed in Olathe. His phone number is 829-5617 if anyone has questions. He said he doesn't need an RSVP, people are just to show up if they want to attend.

## TEN YEARS AGO

Info from the Nov 1988 and Jan 1989 newsletters are included in this Ten Years column as I have been a bit lazy.

In the past news department, four KCT members attended the National VTR convention in Dallas, Tx. Jim Brady and I convoyed in our TR3's, and despite the 100+ temps, were trouble free except for an errant fan belt! The All British was held at the Crown Center Halls parking lot with 250 cars & 20 cycles. Linda & Larry Birks sponsored the Louisburg cider mill & picnic.

The annual dinner at Rodeway Inn was attended by 38 members. New club officers were elected, appointed, drafted, whatever! Director: Ted

Honig; asst. director: Bob McBean; sec/treas: Jim Brady & Cynthia Yin; newsletter by committee, headed by Joni Wilson. Yours truly put together a Triumph Trivia Quiz won by Larry Birks, Brent Harrison & Gary Davis 2<sup>nd</sup>, and John Maas 3<sup>rd</sup>. Thanks to Herb Moore & the Roadster Factory for the prizes. Marlyn McBean provided the seasonal decorations.

Want ads included: 1976 TR6 completely restored \$6500, 1959 TR3 completely restored \$5500, and a 1954 TR2 dismantled, missing parts \$1000.

Put a Triumph in your day!  
Paul McBride

## TREASURY REPORT

- Beginning Cash Balance @ 01/99 \$657.18
- +Cash inflows(new memberships, renewals, club dinners) \$1,390.00
- -Cash outflows(newsletter printing & postage, annual club dinner, copies, monthly bank fees) \$908.50
- Ending cash balance \$1,138.68

## NEW MEMBERS

- Larry & Vickie Timberlake, 1974 TR6

## **STOP THAT Z !!** **Installation of Toyota four-piston calipers for 240-280Z** **by Craig Marcho**

(Editors note: This article is for Datsun Z cars, but it is supposed to work well on TR3 – TR6 cars as well.)

The road is smooth.....I'm doing about 65.....no one around me.....I SLAM on the brakes as hard as I can! My body wants to fly through the windshield, but my seat belts do their job and hold me tightly to my Koenig seat. My 1973 240Z screams to a halt in similar fashion to a Formula One racer going 200 mph braking late into a hairpin corner! Wow! Looking in the rearview mirror, I notice no black streaks on the pavement from tire lockup. I quickly stomp on the accelerator and change up through the gears to do it all over again! Why would someone punish their Z-car like this? How can MY Z-car have braking power like that? Who's the weird guy trying to give himself whiplash? You might be asking yourself one or more of these questions, and in the following paragraphs, you'll find the answer to the first two, I think you can figure out the answer to the third! If you drive like I do, then you probably wish your Z had better braking capabilities! It seems that the brakes of early Z-cars were only designed for basic day to day driving, and not with the true performance enthusiast in mind. One way to increase your stopping power is to replace your Z's front calipers with four-piston calipers like those found on a Toyota 4wd truck. These calipers are basically a bolt-on modification. "Why do they fit so easily" you might ask? These calipers were manufactured by the same company, Sumitomo, and as luck would have it, used the same mounting location. The job is very simple, it consists of removing the old calipers, and replacing them with the new ones. That's it. Well, maybe a little more, but as you are about to find out, this is a very easy upgrade to your brakes that will gain impressive results! To upgrade to the 4-piston style calipers, you will need to locate and purchase the following stuff from your favorite parts house, or dismantling yard:

One set of four-piston calipers from Toyota 4wd Truck (1979-1983)  
Brake fluid  
New brake pads  
Wheel spacers (may be necessary if using stock wheels)

First, you begin by getting your hands on some calipers. I opted to find mine at a local dismantling yard, although an alternative is to buy them new at an autoparts store or your local Toyota dealer. Being on a very tight budget (who isn't!) I got mine used. Make sure that you find some that are still on the truck, this way you can see how they are assembled with pads and clips, and you'll also want to mark on them which side they belong on (drivers/passenger). Once you get them, clean them up at the local carwash using degreaser first, then using the brake parts cleaner. Be sure to tape off the ends of the lines to prevent water from contaminating the brake fluid inside the calipers. Next, to make them look nice, I painted them using regular aluminum paint.

After cleaning and prepping the calipers, remove the old Z calipers. The backing plate will need to be trimmed with a hacksaw somewhat to make room for the larger calipers. To do this, you must remove the rotor.

This would be a good time to replace/re-pack wheel bearings if you need to. Before removing the rotor and plate, you may want to set the new caliper in the approximate location to get an idea of how much and what needs to be trimmed. The backing plate is held in place with four phillips' head screws.

Mine were on pretty tight, trying to unscrew them really messed up the head of the screw, so I used good ol' vice grips to break the screws loose. When they are broken loose, you can finish unscrewing them with your screwdriver. Once the plate is trimmed, attach it back in its original position, and install the rotor. On this particular car, the backing plate was left off to aid in cooling the brakes, but you may want to retain yours to keep dirt and debris off of your rotors.

Next, install your brake pads, semi-metallic were used in this swap (they were supplied by the nice people at Performance Toyota of Plano). You may want to buy some of the "anti-squeal" compound that you spread on the back of the brake pads. The new calipers will now bolt into place where the old ones were.

You can use the same bolts that were on the old Z calipers. In case you didn't mark which side the calipers go on, or bought them new and aren't sure, the larger diameter pistons and the bleeder screws should be on the top half of the caliper when installed correctly.

Now comes the hardest part, for me anyway: re-attaching the brake lines. Some minor bending of the brake lines is necessary, just be careful not to pinch them. It took me a little while of working the brake tubing around so that the line would match up with the hole on the caliper. After attaching the brake lines, a good bleeding is in order.


Next, mount the tire on the rotor to check for clearance. Depending on the type of rim you have, some wheel spacers may be required to accommodate the larger calipers (you can find spacers at most auto parts stores). Usually, most aftermarket rims, and 15" Z rims will be able to be mounted without any spacers, you will just have to check your particular rim to see exactly how much room you have. Just for reference, I have 14x6 280ZX six spoke aluminum rims, and I had no problems with clearance.

Once the tires are mounted, you are ready to head out to your favorite private testing facility! Now, your car may not stop like a Formula One car, but, with everything done properly, you should feel a noticeable difference in your Z's stopping ability. Good luck!

## CLASSIFIEDS

- TR4, TR6, TR7 and Spitfire parts. Contact Geoffrey Rollert at 532-0757 or 1-888-254-9590.
- TR6 Parts Car with complete engine and transmission, \$1000. TR7 Parts Car, \$500. Contact Geoffrey Rollert at 532-0757 or 1-888-254-9590.
- TR6, TR7 and GT6 rebuildable engines for sale. Contact Geoffrey Rollert at 532-0757 or 1-888-254-9590.





# British Car Showdown

*The British are coming!  
The British are coming!*

**Saturday, June 26, 1999**

It's a "British Invasion" into **Mid-Ohio Sports Car Course** in Lexington, Ohio. All British car marques and clubs are welcome to participate in the British Car Showdown taking place during the **Sprint Vintage Grand Prix** weekend, June 25-27. This is a once-a-year celebration you don't want to miss.

ASTON MARTIN • AUSTIN HEALEY • JAGUAR • LOTUS • MG

MORGAN • MORRIS • ROLLS ROYCE • ROVER • TRIUMPH • ASTON MARTIN • AUSTIN HEALEY • JAGUAR • LOTUS • MG • MORGAN • MORRIS • ROVER

## Show Features Include:

- Awards for Each Marque (Popular Vote)
- Commemorative Souvenir
- Parade Lap Around the Track

## And, There Are More Weekend Highlights...

- Swap Meet
- British Vendors
- Historic MG Versus Triumph Race
- Historic Stock Car Racing Group Race
- Trans-Am Reunion Race
- Over 300 racing machines competing on track in the SVRA-sanctioned races

### Sprint Vintage Grand Prix Ticket Prices

Friday .....	\$10.00
Saturday .....	\$16.00
Sunday .....	\$22.00
Weekend (Fri.-Sun.).....	\$30.00

A **special ticket discount** is available to British Car Showdown participants only. Order tickets by April 30, 1999, and receive **20 percent off**. General admission tickets to the Sprint Vintage Grand Prix cover the entry fee for the show. Children 12 and under are admitted free.

Additionally, British Car Showdown participants are welcome to participate in the annual **Concours d'Elegance** on Sunday, June 27.

Call **1-800-MID-OHIO** to order tickets! For complete information on the British Car Showdown and the Sprint Vintage Grand Prix, call Steve Bidlack at 614/793-4619. Be a part of this British extravaganza!

### MID-OHIO SPORTS CAR COURSE




LEXINGTON, OHIO

TRIUMPH • ASTON MARTIN • AUSTIN HEALEY • JAGUAR



VTR  
1999



## *Lighthouses! Lobsters! Triumphs!*

*They go together in Portland, Maine, starting July 28, 1999. Join New England Triumphs in celebrating the 25<sup>th</sup> Anniversary of VTR in a unique setting on the Maine coast. Portland offers big city amenities with a small town feel. It is a very walkable city with its Old Port area, and it is surrounded by countryside that only New England can offer, not to mention the kind of roads you dream of driving in your Triumph. Portland is not far away...just two hours north of Boston on Interstate 95. So make the 1999 Convention part of a longer New*

*England vacation or just come for the*

*event. We will do our best provide*

*you with lots of opportunities*


*to enjoy the special flavor*

*of New England,*

*Maine and the*

*seaport town of*

*Portland.*



*Featured model:  
the Herald - 40 Years*



MAY-JUNE 1999

VOL 21 ~~NOV~~ 2



2505 West 84th Street  
Leawood, KS 66206



PAUL McBRIDE  
& MARGARET  
22714 W 51ST ST  
SHAWNEE, KS 66226

6622643833 16

STAG TR2 TR3 TR3A TR3B TR4 TR4A TR5 TR250 TR6 TR7 TR

SPITFIRE GT6 STAG TR2 TR3 TR3A TR3B TR4 TR4A TR5 TR25

TR6 TR7 TR8 S TR3A TR3B TR4

TR4A TR5 TR25 STAG TR2 TR

TR3A TR3B TR4 TR4A TR5 TR250 TR6 TR7 TR8 SPITFIRE GT

STAG TR2 TR3 TR3A TR3B TR4 TR4A TR5 TR250 TR6 TR7 TR

SPITFIRE GT6 STAG TR2 TR3 TR3A TR3B TR4 TR4A TR5 TR25

**Kansas City Triumphs  
Sports Car Club**

*"Dedicated to the Preservation and Restoration of  
Triumph Sports Cars"*





May - June  
1999




# KANSAS CITY TRIUMPHS

## Directors Notes

Vroom! It's April already. Spring is in the air. The trees are turning red and lilac and yellow the grass is turning green but best of all parking lots are sprouting a bumper crop of orange cones. Yes autocross season is finally here. Jay, Tamara, and I have gotten our green Spitfire racecar running and are set to make our first race on April 18<sup>th</sup>. It should be a lot of fun. Jay has been spending all of his free time doing development and research. (Roaring around his neighborhood) We need some help from the club members though. Our little team needs a good name. If you have any suggestions please let us know or we may be representing the mark with an embarrassing name like "Two Foolish Guys and a Girl", or GMS Racing (Get more spray paint), or SMG Racing (See me go), or "Team TBWON" (Rhymes with Luke Skywalker's dad's name) This beats working on the newsletter. As you can see most any name would be an improvement and we have quite a bit of space to fill on the bonnet so please send in your ideas soon.

The first driving events of the season were big successes. Tamara took us to a fine Italian restaurant named ZooZoo's or Zamboni's or Zulu's. It was something like that. Many Triumphs were in attendance. Tamara drove her Spitfire top down carrying a spare exhaust system. The trip to Weston was also well attended with many Triumphs and MGs shopping, unwinding the roads, wish I had been there.

April and May will bring many chances to get the cars out and have some fun. I know I can hardly wait to get the steering finished on the 8 and go for a drive myself. When I do I hope to see you out on the road too. Vroom, Vroom. John



## 1999 Triumph Car Club Events Calendar

### APRIL

25<sup>th</sup>/Swap Meet at Hurst Imports in Independence

### MAY

1<sup>st</sup>-2<sup>nd</sup>/MG Slim Run

11<sup>th</sup>/Join MG's at the Alamo

14<sup>th</sup>-16<sup>th</sup>/Shute Out in Chanute. PP = Jay Smith

29<sup>th</sup>/Mid-Missouri All British Car Meet in Columbia (573-817-1310)

29<sup>th</sup>/Fly In at Atchison, KS. PP = Davis's

### JUNE

11<sup>th</sup>-13<sup>th</sup>/MG Heartland Regionals

12<sup>th</sup>-13<sup>th</sup>/Maas Maddness Road Rally. PP = Maas's

26<sup>th</sup>/Liberty Cruise Night. PP = Richard Woody

### JULY

3<sup>rd</sup>-4<sup>th</sup>/Vintage Race/Heartland Park, Topeka.

??/Club Night Out @ Max's Auto Diner. PP = Cynthia Yin

10<sup>th</sup>-11<sup>th</sup>/Smithville Camping. PP = Jim Brady, Randy Adkins, Diane  
28<sup>th</sup>-31<sup>st</sup>/ VTR, Portland, Maine

### AUGUST

7<sup>th</sup>/Sonic Drive-In/Movie Night. PP = Lymans

13<sup>th</sup>-15<sup>th</sup>/Annual Lake of the Ozarks Trip. PP = Ann Adkins

### SEPTEMBER

4<sup>th</sup>-5<sup>th</sup>/Kansas City All British Car and Cycle Meet

17<sup>th</sup>-19<sup>th</sup>/Arrow Rock Camping Trip. PP = Randy Adkins

23<sup>rd</sup>/Club Night Out. PP = Margaret McBride

### OCTOBER

1<sup>st</sup>-3<sup>rd</sup>/Roaring River Rally and Tour. PP = Woody's

3<sup>rd</sup>/Lawrence Car Show

23<sup>rd</sup>-24<sup>th</sup>/Kansas City MG F.A.T. Run. PP = Bob Allen

30<sup>th</sup>/Antique Run. PP = Davis's and McBrides

### NOVEMBER

6<sup>th</sup>/Annual Triumph Dinner. PP = Smiths

### DECEMBER

11<sup>th</sup>/Progressive Dinner North. PP = ?(Adkins, Woody's, Phillips, Maas's)

## PAST EVENTS

- Zio's Italian restaurant in Independence was the site of the March 18<sup>th</sup> club night out. Ten members and four Triumphs gathered for dinner on the east side of the city. Cars attending included a TR3, a TR6, a Spitfire, and a Stag. We always have a fun time on our outings-come join us next time!
- "British sports cars head to Weston"  
March 27<sup>th</sup> was the day Triumphs and MG's invaded Weston. After meeting at 9:30 in the farmers' market parking lot, we took the back roads through Leavenworth to the historic river town. We stopped at the Beverly Antique shop before arriving in



Weston for lunch at O'Malley's. After shopping for those rare finds, we met again at O'Malley's for refreshments. At least eleven LBC's were in attendance on a decent top-down day. See you next time!

## **UPCOMING EVENTS**

- **April 25<sup>th</sup>/Swap Meet at Hurst Imports in Independence.** Point Person. Jay Smith, 468-8483.
- **May 1<sup>st</sup>-2<sup>nd</sup>/MG Slim Run.** The Slim Run is an unusual event sponsored by our MG friends. The pace set will be a little slower than we usually travel. This way some of the older cars can attend. Plan on good scenery, good food, good shopping at a relaxed pace. Contact Diane Cotton for the starting point and departure time. 816-232-6871.
- **May 11<sup>th</sup> = Join the MG's at the Alamo.** Diane Cotton, 816-232-6871.
- **May 14<sup>th</sup>-16<sup>th</sup>/Chute Out in Chanute.** See how fast your Triumph can travel on the 5/8's mile Chanute Airport runway. Always a good turnout for this great Spring event. Point Person. Jay Smith, 468-8483.
- **May 29<sup>th</sup>/Fly-In to Atchison, Kansas.** Planes fly into Atchison, not Triumphs. Well maybe the TR's will fly too since the Davis' will be leading on this event which includes a car display on the grass near the airfield. We'll meet at the Farmers Market in Downtown Parkville between 9:30 and 10:00am. We'll drive to Atchison for an early lunch at River House @ 11:30am. After lunch we will proceed to the Amelia Earhart field to enjoy the Antique Planes. Call Point People, Gary and Dawna Davis at 441-2733.
- **May 29<sup>th</sup>-30<sup>th</sup>/Columbia All British Car and Cycle Meet.** I'm told that this is a great show. However, the date is different from what we had at the planning meeting so it conflicts with our trip to the Atchison Fly-In. For more information contact Robert Tucker at 888-817-1310. Let John Maas know if you are planning to go so he can coordinate finding a point person, meeting place and time for those who want to drive together. 452-9097.
- **June 11<sup>th</sup>-13<sup>th</sup>/MG Heartland Regionals.** Diane Cotton, 816-232-6871.
- **June 12<sup>th</sup>-13<sup>th</sup>/Maas Maddness Road Rallye.** A two day mystery tour, leaving from the Johnson County Historical Museum at 8:00 a.m. sharp, to a secret location. This trip includes a time/speed/distance rallye, shopping, gimmick rallye, eating, spontaneous tech sessions, relaxing touring, entertainment, prizes and awards. Contact John Maas, 452-9097, for an information packet. Reservations by June 1<sup>st</sup> please.

- **June 26<sup>th</sup>/Liberty Cruise Night.** Meet by the McDonalds on HWY 291 in Liberty at 5:00 p.m. Bring lawn chairs. See how the V8 crowd lives. Point Person, Richard Woody, 628-4154.

### **Bonnet release cable broken! (TR4-TR6)**

*by Ken Streeter, with input from Triumph Service Bulletins, 6-Pack, TRF, Jamie Barnhardt, Steve Benelisha, Jim Bosley, Robert Carley, Shane Ingate, Larry Miceli, Robert Shaw, and others from the triumphs mailing list.*

A broken bonnet release cable on the TR4-TR6 can cause no end of difficulty in getting the hood up to fix the problem! This is a common problem in North American TRs with LHD steering, since the hood release cable is quite long and cumbersome, having been intended to be on the right side of the car.

However, before you dismantle anything, ask someone to push down on the bonnet near the latch area; this will remove any "reload" on the mechanism which may be your problem. Be careful and be sure to press the bonnet as close to the edge as possible to avoid the common dent in this area. If this works for you, the problem may be improper bump adjustment, over-adjustment of the latch pin, or, most frequently, lack of latch lubrication.

If simply having somebody push on the bonnet near the latch while operating it doesn't work, the summer 1994 issue of the 6-Pack (TR-6 club) newsletter published a reprint of a Triumph Technical Service Bulletin dealing with broken hood releases. In summary, you will need to remove the glove box, to gain access to one of the holes through the firewall. (There are plenty of likely holes for the heater control, choke cable, etc.) You may want to also remove some of the heater hot air hoses to get more room under the dash. With a long screw driver, and lots of patience, you should then be able to reach and activate the lock release mechanism. It is somewhat difficult to see what you are doing, both when you are disassembling the under dash components, and then when you are trying to pry the hood latch open with the screwdriver. You have to visualize the operation of the hood latch i.e., in which direction it pulls to free the hoodcatch.

You also have to be careful with the screwdriver or pry bar, as you are close to the battery connection - if you hit the battery cable, you'll get quite a spark! So, be very careful when you are poking around the hood latch from through the hole in the firewall while lying on your back in extreme discomfort.

If your cable isn't actually broken, but doesn't seem to work, Larry Miceli suggests that you can remove the nut that holds the cable onto the bulkhead fitting so the whole thing (inner and outer cable) moves. Then when it "stretches" pull a little more. This will work for you if what has happened is that the pinch fitting holding the outer sheath has come loose.

If you can pull a little more the latch WILL pop open. Larry had this problem on his old 74 TR6 until he replaced the .30 cent clip.

Robert Shaw, who had this problem a few years ago, and took the car to his mechanic, has suggested another technique. The mechanic put the car on a lube rack and with a long extension and a 1/2 socket reached right up and presto unbolted the hinges at the front of the bonnet. It took him about 20 minutes and it was opened.

Yet another idea is from Jim Bosley, who put the front end of the car up on jackstands and then using a broom handle cut to the proper length, was able to reach the latch from below the engine and right front tire.

An ounce of prevention...


A smart trick to prevent future problems is recommended by TRF: attach a wire to the release lever, and route it so you can pull it to open the latch from below or from in the cockpit. There are a number of convenient holes in the TR6 bodywork to stuff the cable through, and it will be *\*extremely\** helpful if your primary cable ever breaks, which seems to happen at the worst of times! It will be easier to use if you put a loop or a T-handle at the end to pull on.

### Club Treasury Report for April 1999

Beginning Balance	1,012.56
Amount of Deposits	30.00
Amount of Withdrawals	85.62
Ending Balance	956.94



# Kansas City Area British Car Club Picnic



**SUNDAY, JULY 25, 1999**

**12:00 PM to 5:00 PM**

**BAUMGARDNER PARK in Blue Springs, MO**

Take I-70 to exit 18, Woods Chapel Road. Turn south on Woods Chapel Road. Take the South Outer Road east to 22nd St and turn south. Watch for the sign of the octagon.

There will be lots of fun for everyone with:

- **SAND LOT VOLLEY BALL**
- **HORSE SHOES**
- **SWIMMING**
- **SOFT BALL**

**BRING YOUR OWN FOOD AND BEVERAGE  
AND JOIN IN THE FUN!**


*There will be grill available*

There is a \$2.50 charge for the pool. A day pass is available for \$3.00 each but must be reserved by July 17, 1999

**BRING THE KIDS OR BRING YOUR CARS AND  
JOIN THE FUN!**

**816-795-9628**





# Triumph Travelers Sports Car Club

P.O. Box 60314 Sunnyvale, CA  
94088-0314



CORDIALLY INVITES  
ALL TRIUMPH SPORTS CAR OWNERS AND ENTHUSIASTS TO

# TRIUMPHEST '99

Come join us for the last Triumphest of the 1900's, to be held at  
**The San Ramon Marriott, San Ramon, California**  
**September 30th thru October 3rd, 1999**

## Events to Include:

Hospitality Party	Funkhana	Walking Tour
Photo Contest	Model Contest	Fun Rallye
Pentahalon	Oil Drip Art	Pinewood Derby
Uff Da Contest	Driving Tour	Tech Session
Door Prize Drawings	Banquet	Group Photo
The Roadster Factory		Moss Motors USA

For more information, please write to :

**Triumphest '99, P.O. Box 60314, Sunnyvale, CA 94088-0314**

or Call:

**Rich Gibbon**  
**510-656-3607**

Email: [krigibbon@aol.com](mailto:krigibbon@aol.com)

**Gary Oehrle**  
**925-803-1299**

Email: [GaryOehrle@aol.com](mailto:GaryOehrle@aol.com)

or check us out on the Web at <http://www.wildrice.com/Triumph>



# 2<sup>nd</sup> Annual Mid-Missouri All British Car & Cycle Meet Columbia, Missouri

**Saturday, May 29<sup>th</sup> and Sunday, May 30<sup>th</sup>**

Sponsored by: Mid-Missouri British Sports Car Club

## SCHEDULE OF EVENTS

### SATURDAY

- 2-6:30 p.m. Show registration & Hospitality Suite  
(Dinner recommendations will be provided  
in registration packet)
- 3-4:30 p.m. Rally (beginning and ending at host hotel)

- 9 a.m.
- 11 a.m.-1 p.m.
- 2:30 p.m.

### SUNDAY

- Final Registration at Show Entrance  
Located at 10<sup>th</sup> & Broadway in Downtow  
Columbia
- People's Choice Voting
- Awards Ceremony

### ROOM RESERVATIONS

Special room rates of \$54/night are available at the Best Western Columbia Inn, 3100 I-70 Drive SE. For reservations call 800-3185 or 573-474-6161 prior to May 10, 1999. You must mention "All British Car Meet" to receive the special rate. The Best West will have designated parking for your British marque.

### SOUVENIR APPAREL

Best quality 100% cotton T-shirts, silk-screened with the show logo will be available free to the first 150 registrants postmarked May 10, 1999. Additional shirts may be ordered at the same time for only \$12.00.

### SWAP MEET DAY OF SHOW

Need parts? Need to clean out your garage? Vendor space available - Call Robert Tucker @ 888-817-1310 for details.

### JUDGING CLASSES

- A Austin-Healey
- B Austin-Healey Bugeye Sprite
- C MGA
- D MGB/C Chrome Bumper
- E MGB Rubber Bumper
- F MG "T" Series


- G Midget/A-H Box sprite
- H MGB/GT - MGC/GT
- I Morgan
- J TR 2-3
- K TR 4-4A-250
- L TR 6

- M TR GT & Spitfires
- N TR 7/8, Sedan & Stag
- O Jaguar Sports
- P Jaguar Saloon
- Q Morris/Austin/MG Sedans, Mini
- R Land Rover

- S Lotus
- T Sunbeam
- U Rolls Royce
- V British Sports & Sal
- W British Race-Prepare
- Z British Motorcycle

# *All British Meet*

By Nebraska Triumph Drivers



- EVENT:** Annual All British Car, Cycle and Parts Swap Meet  
(Open to all British autos, motorcycles and period sports cars from  
Nebraska, Iowa, Kansas and Missouri.)
- DATE:** Sunday, June 6, 1999
- TIME:** Registration 12:00 - 2:00 p.m. - Event 12:00 - 4:00 p.m.
- LOCATION:** Ameristar Casino, Council Bluffs, Iowa  
I-29 Nebraska Avenue Exit (north of I-80 on the river)
- COST:** \$5 with dash plaque and awards

PRESENTED BY: Nebraska Triumph Drivers, Member Vintage Triumph Register

FOR INFORMATION: Bill Redinger (402)496-2006, Fax: (402)636-3972

Lodging and restaurants available. Contact Ameristar Casino at (877)462-7827 or  
(712)328-8888, 2200 River Road, Council Bluffs, Iowa, 51501

# Heartland MG Regional Registration Form

Name \_\_\_\_\_ Spouse/Significant other attending \_\_\_\_\_  
 Address \_\_\_\_\_ City \_\_\_\_\_ ST \_\_\_\_\_ Zip Code \_\_\_\_\_  
 Phone ( \_\_\_\_\_ ) \_\_\_\_\_ Club Affiliations \_\_\_\_\_

YEAR	MAKE	MODEL	COLOR	CLASS	
Vehicle#1 _____	_____	_____	_____	_____	\$22.00
Additional vehicles @ \$8.00 each					
Vehicle(s) _____	_____	_____	_____	_____	\$ _____ .00
Vehicle(s) _____	_____	_____	_____	_____	
T-Shirt(s) _____ XXXL _____ XXL _____ XL _____ L _____ M _____	( COST 14.00 EACH ) ( COST 12.00 EACH )				\$ _____ .00
Number Attending Evening Banquet _____ @ \$18.00					\$ _____ .00
*Vendor/Swap Meet Space _____ @ \$15.00					\$ _____ .00
<b>Total</b>					\$ _____ .00
<b>MAKE CHECKS PAYABLE TO: HEARTLAND REGIONAL</b>					

**SHOW CLASSES**

- A. MG PRE-WAR
- B. MG TC, TD, & TF
- C. MGA 1500&1600 ROADSTERS AND COUPES
- D. MGA MKII, DELUXE MODELS, TWIN CAMS AND COUPES.
- E. MGB CB 62-68
- F. MGB CB 69-74
- G. MGB RB 74.5-77
- H. MGB RB 78-80
- I. MGB GT - ALL YEARS
- J. MGC GT AND ROADSTERS
- K. MG MIDGETS TO 1974
- L. MG MIDGETS 75-79
- M. MODIFIED MG car with a non MG Engine
- N. MG VARIANT
- O. OPEN CLASS, ENGLISH
- P. OPEN CLASS, ALL OTHER
- Q. PHOTO CONTEST

Awards are based upon the popular vote by the registered car owners. The number of awards in each class is 3, 1st, 2nd, and 3rd. Honorable Mentions will be awarded in highly subscribed classes. The Open Class, English is available for any non-MG marque. Open Class, All Other is for any non British make.

\*There will be a Swap Corral for paid registrants with a few items for sale. Participants with a truck load will have to pay the fee and be in the paid vendor area. **ALL SPACES WILL BE ASSIGNED- SHOW CARS AND VENDORS AS WELL!!!** Pre-registration for vendors is not mandatory but will get them a better location. For Sale cars can be in the show if the registration fee has been paid. A separate place for cars that are for sale and not in the show will be provided.

**HOLD HARMLESS AGREEMENT**

Whereas owner voluntarily enters his/her vehicle in the 10th Annual Heartland MG Regional, it is agreed as follows; (1) That owner(s) will insure his/her vehicle against loss, damage and liability and will provide proof of such insurance being in full force and effect to the Heartland MG Regional Committee. (2) That owner(s) does hereby agree to indemnify and hold harmless the Heartland MG Regional Committee and Ramada Inn of St. Joseph, agents or assigns for any act or omissions which may result in the act, damage, destruction or injury occurring during or as a consequence of this event, wherever located. (3) The owner(s) in attending this event does so voluntarily and agrees and assumes the risk of any and all damage to his/her vehicle or injury to him/herself.

Owner(s) Signature: \_\_\_\_\_ Date: \_\_\_\_\_  
 Policy Number: \_\_\_\_\_ Insured with: \_\_\_\_\_

Return this completed application and your fees no later than June 1st, 1999 to:  
**HEARTLAND REGIONAL COMMITTEE**  
 10005 TRACY AVE  
 KANSAS CITY, MO 64131

Hotel Accommodations are provided by the Ramada Inn of St. Joseph  
 Special room rates of \$56.00/night are available by calling (800) 748-0036 prior to May 1st, 1999 and mentioning the "Heartland MG Regional".  
 After that date rates are subject to change. Coupons or other discounts may not be used in conjunction with this special rate.

Have a question, you can email us at [ITSY@SKY.NET](mailto:ITSY@SKY.NET) or call MEL at (816) 941-8454. We'll be happy to answer your question and help you enjoy the HEARTLAND MG REGIONAL experience.



**WELCOME**  
to the 6th Annual  
**" Chute-Out" in Chanute**  
**All British Car Show**


May 14 - 15 - 16, 1999

Chanute, Kansas

Show your car- Driving Tour

Clocked Speed Run (5000 ft. Chanute Airport taxiway)-Banquet

**FUN, FUN, FUN**



"1999"

Schedule	
<b>Friday</b>	
May 14 6-7	Room registration at Holiday Park 1-800-842-9910 1-316-431-0805
6-7	Hospitality at Chanute Art Gallery 17 N. Lincoln 431-7807
<b>Saturday</b>	
May 15 7-9	Breakfast:
9-12	"Chute-Out" at Chanute Airport (clocked run on airport taxiway with certification of your speed-British cars only) Airplane rides?
Noon	Lunch on your own
1-3	Downtown tour and show
4-5:30	Driving Tour to VICTORY ROAD
5:30	Dinner & Music Show & Awards
9-12	Dance at Jesse's
<b>Sunday</b>	
May 16 9-11	Breakfast on your own. (T&R Restaurant)
Heading Home	

**REGISTRATION FORM**

For further information or directions, call Steve Fickel, Chanute, Ks., 316-431-0515

Name \_\_\_\_\_ British Car (Model) \_\_\_\_\_ (year) \_\_\_\_\_

Address \_\_\_\_\_ Club Affiliation \_\_\_\_\_

City/State/Zip \_\_\_\_\_ Phone \_\_\_\_\_

Earlybird registration by May 1st. (One British Car)      \$14      \$ \_\_\_\_\_

Day of Show Registration (One British Car)      \$15      \$ \_\_\_\_\_

Awards Dinner      Number \_\_\_\_\_      @ \$15      \$ \_\_\_\_\_

(Dinner limited to 1st 65 people)

Total      \$ \_\_\_\_\_

Checks payable to Chanute Automobile Club)

Return to: Stephen Fickel, 402 S. Lincoln, Chanute, KS 66720

coV199

**New England Triumphs** presents the **1999 Vintage Triumph Register National Convention**  
 July 28 - August 1, 1999 ~ Portland, Maine

**Registrant and Vehicle Information**

\_\_\_\_\_  
 Driver A (as it will appear on your name badge)

\_\_\_\_\_  
 Name B (as it will appear on your name badge)

\_\_\_\_\_  
 Other non-driving family members names for convention name tags

\_\_\_\_\_  
 Street Address

\_\_\_\_\_  
 City, State, Zip

\_\_\_\_\_  
 Home Phone                      E-mail Address (optional)

\_\_\_\_\_  
 Vintage Triumph Register membership number

\_\_\_\_\_  
 Local Triumph Club Affiliation

\_\_\_\_\_  
 Vehicle Year/Model/Commission #                      Stock/Modified/Prepared

**Accommodations**

We have secured special room rates for our convention guests at the following hotels: (Mention VTR for special rate.)  
 Holiday Inn by the Bay (host hotel) \$119 (800-345-5050)  
 Radisson Eastland Hotel                      \$120 (207-775-5411)  
**\*\*You must make your own reservations\*\***

**Proof of Insurance**

Proof of car insurance is required to participate in moving events. Under VTR rules, all Triumphs entering Concours and Participants' Choice car competitions are required to participate in at least one moving event. Tech and safety inspections are required in order to participate in the Autocross. Any vehicle may be disqualified at the Technical Inspector's discretion for safety reasons.

**Waiver**

**PLEASE READ CAREFULLY AND SIGN THE FOLLOWING:**  
 I am aware of the hazards inherent with motor vehicle events and specifically release and do indemnify the organizers, supporting sponsors, New England Triumphs and the Vintage Triumph Register, collectively and separately, from any and all liability from personal injury or property damage incurred by me or my guests while participating in this convention.

\_\_\_\_\_  
 Signature (Driver A)

\_\_\_\_\_  
 Signature (Driver B)

If you need more information about the convention, please call Ken or Nancy Streeter (603-471-0650), Bob or Carrie Grove (207-439-3038), Tom Walling (207-666-5837) or contact New England Triumphs by email (vtr99@www.vtr.org) or on the Web at <http://www.vtr.org/conventions/vtr-99.html>

Rev. 12/14/98

**Convention Fees**

**Base Registration**

(If postmarked before May 15, 1999 deduct \$15.00)  
 (If postmarked before July 15, 1999 deduct \$5.00)  
 VTR Member                      Per Car     \$80.00 \$ \_\_\_\_\_  
 Non VTR Member\*                Per Car     \$105.00 \$ \_\_\_\_\_

\*Includes 1 year VTR Membership

Additional cars? Add \$25.00 per car \$25.00 x \_\_\_\_\_ = \$ \_\_\_\_\_  
 Attach separate form(s) with registrant and vehicle information only.

Will you need trailer parking?                      (circle one) Y / N

**Your base registration includes the following events:**

Please indicate number of people participating in the each event.

Wednesday	Registration (Wed., Thurs., Fri.)	_____
	Welcome Party	_____
	Funkhana*	_____
	Fun Rally* (offered Wed. - Fri.)	_____
	Craft, Model, Photo Contest (ongoing)	_____
Thursday	TSD Rally*	_____
	L.L. Bean Run* (Tour)	_____
Friday	Autocross*	_____
	Tour to Kennebunkport*	_____
Saturday	Concours d'Elegance	_____
	Participants' Choice	_____
	Senior / Preservation Class	_____
	Willing to be a concours judge? (circle one)	Y / N

\*In order to enter the Concours d'Elegance or the Participants' Choice competition, you must have participated in at least one (1) moving event. Note: The concours includes classes for modified and competition cars.

**Optional Events**

**Awards Banquet**

No. of Vegetarian \_\_\_\_\_ x \$20.00/person     \$ \_\_\_\_\_  
 No. of Chicken \_\_\_\_\_ x \$25.00/person     \$ \_\_\_\_\_  
 Chicken Nuggets (age 12 & under) \_\_\_\_\_ x \$12.00/ch.     \$ \_\_\_\_\_

Island Lobster Bake/Casco Bay Tour \$37.00/person \$ \_\_\_\_\_  
 No. of Lobster \_\_\_\_\_ Steak \_\_\_\_\_ Chicken \_\_\_\_\_  
 Child's meals (age 12 & under)  
 Hamburger \_\_\_\_\_ Hot dog \_\_\_\_\_ \$20.00/child     \$ \_\_\_\_\_

**VTR 25<sup>th</sup> Anniversary Convention Regalia**

*Orders for regalia must be received by June 10, 1999.*

T-shirt     \$15.00 (indicate # of S,M,L,XL, XXL)  
                  # \_\_\_\_\_ \$ \_\_\_\_\_  
 100% cotton Hanes Beefy-T in royal blue with meet logo (as shown at left) in red, white, black and metallic silver.


Sweatshirt     \$25.00 (indicate # of S,M,L,XL, XXL)  
                  # \_\_\_\_\_ \$ \_\_\_\_\_

Baseball Cap                      \$15.00 # \_\_\_\_\_ \$ \_\_\_\_\_

**Total Amount Enclosed:**                      \$ \_\_\_\_\_

Please make checks or money orders payable to "New England Triumphs" and mail along with this registration form to:  
 New England Triumphs  
 c/o Ken & Nancy Streeter  
 24 Grey Rock Road  
 Bedford, NH 03110-4626

Cancellations before July 15, 1999 will be subject to a \$15.00 cancellation fee. Sorry, no refunds will be made on or after July 15, 1999.





VOL 21. 1999

July/AUGUST 1999



2505 West 84th Street  
Leawood, KS 66206



PAUL McBRIDE  
& MARGARET  
22714 W 51ST ST  
SHAWNEE, KS 66226

STAG TR2 TR3 TR3A TR3B TR4 TR4A TR5 TR250 TR6 TR7 TR8

SPITFIRE GT6 STAG TR2 TR3 TR3A TR3B TR4 TR4A TR5 TR250

TR6 TR7 TR8 STAG TR2 TR3 TR3A TR3B TR4 TR4A TR5 TR250

TR4A TR5 TR250 STAG TR2 TR3 TR3A TR3B TR4 TR4A TR5 TR250

**Kansas City Triumphs  
Sports Car Club**

*"Dedicated to the Preservation and Restoration of  
Triumph Sports Cars"*

TR3A TR3B TR4 TR4A TR5 TR250 TR6 TR7 TR8 SPITFIRE GT6

STAG TR2 TR3 TR3A TR3B TR4 TR4A TR5 TR250 TR6 TR7 TR8

SPITFIRE GT6 STAG TR2 TR3 TR3A TR3B TR4 TR4A TR5 TR250





# KANSAS CITY TRIUMPHS

## Directors Notes

VROOM, VROOM! Wow the weather has been just awesome in the Kansas City area for long cool top down drives. I know that I have been enjoying mine. I hope that you have been enjoying yours. But remember to be careful. The new Maxima commercial showing a car doing high speed four wheel drifts in the desert are performed by a professional driver. Do not try them with your Triumph unless you too are a professional driver on a closed course.

Club events are going well. There have been no breakdowns and lots of participation at the past events. If you haven't made any events yet, check the schedule and be there. July and August are big months with lots of events to attend. I can't wait for cruise night and the drive-in movie. These are good chances for us to show off some of Britain's finest to people who don't get to see them very often. So I hope to see you there. John





## 1999 Triumph Car Club Events Calendar

### JULY

3<sup>rd</sup>-4<sup>th</sup>/Vintage Race/Heartland Park,  
Topeka.

20<sup>th</sup>/Club Night Out @ Max's Auto  
Diner. PP = Cynthia Yin

9<sup>th</sup>-11<sup>th</sup>/Smithville Camping. PP = Jim  
Brady, Randy Adkins

28<sup>th</sup>-31<sup>st</sup>/VTR, Portland, Maine

### AUGUST

7<sup>th</sup>/Sonic Drive-In/Movie Night. PP =  
Lymans

13<sup>th</sup>-15<sup>th</sup>/Annual Lake of the Ozarks  
Trip. PP = Ann Adkins

### SEPTEMBER

4<sup>th</sup>-5<sup>th</sup>/Kansas City All British Car and  
Cycle Meet

17<sup>th</sup>-19<sup>th</sup>/Arrow Rock Camping Trip. PP  
= Randy Adkins

23<sup>rd</sup>/Club Night Out. PP = Margaret  
McBride

### OCTOBER

1<sup>st</sup>-3<sup>rd</sup>/Roaring River Rally and Tour. PP  
= Woody's

3<sup>rd</sup>/Lawrence Car Show

23<sup>rd</sup>-24<sup>th</sup>/Kansas City MG F.A.T. Run.  
PP = Bob Allen

30<sup>th</sup>/Antique Run. PP = Davis's and  
McBrides

### NOVEMBER

6<sup>th</sup>/Annual Triumph Dinner. PP = Smiths

### DECEMBER

11<sup>th</sup>/Progressive Dinner North. PP =  
(Adkins, Woody's, Phillips, Maas's)

## PAST EVENTS

- The Chute-Out in Chanute KS was another big success this year. The rain tried to spoil our fun, but it didn't last long. The sun eventually poked through the clouds and dried the track for some top speed driving. Results:  
*Tim McCracken*—'76 MGB—121mph,  
*Bob Allen*—120mph (in Tim's car),  
*Kyle McCracken*—91mph (in Tim's car),  
*Janet Allen*—'75 TR6—89mph,  
*Bob Allen*—'75 TR6—87mph,  
*Kaye Perkins*—'73 TR6—86mph,  
*Diane Cotton*—'78 MGB—85mph,  
*Charlie Hoch*—'56 MGA—85mph,  
*Steve Olson*—'76 MG Migit—84mph,  
*Cecil Wise*—'80 Spitfire—84mph,  
*Jay Smith*—'80 MGB—82mph.
- No information was received about the Fly-In to Atchison event. I heard it was a fun event with a good turnout of British Cars. What more could you ask for?
- The MG Heartland Regional was in St. Joseph this year and once again the weather gods could not make up their minds. It rained on many people on the drive to and from the event, but the show on Saturday was beautiful. A highlight of the event was when Tim McCracken presented his wife Susan with a Triumph Stag for her birthday. Not just any Stag either. This was the same Stag they owned when they first got married and sold it to pay for the wedding. Tim found the car again, fixed it up a little, and surprised Susan with the car entered in the car show.
- Lots of powerful cars were out and about for the Liberty Cruise night, but

our little cars fit in just fine. With about 15 British cars showing up, it was a great way to see how other car enthusiasts enjoy the hobby.

- The Maas Maddness Road Rallye was a big success. We had several club members including the Maas', Davis', Phillips', Todd's, and Lyman's. Three Triumphs made the trip to Joplin. Each ran flawlessly. The weather was great. The roads were desolate, curvy, and incredibly scenic. Military road near

Pittsburg is one of the most beautiful stretches I have ever traveled. Lush green trees, fields of flowers, flowing river, it was awesome. The time speed distance portion of the trip was quite challenging with friends of mine from church showing up the TR club. This needs to change next year. But the big hit of the trio was either Scott's car museum; WE were his first group to visit him, or it was Big Brutus a retired sixteen story tall coal mining shovel.

## UPCOMING EVENTS

- **Vintage Race Heartland Park Topeka July 3&4<sup>th</sup>**

Go to Topeka and see yesterdays cars tearing up the track. I believe that there will be a car coral for British car parking. Contact Charlie Hoch 913-478-3799 for more information about what to expect. Thanks Charlie. Call John Maas to coordinate a meeting time and location for those interested in attending. 816-452-9097

- **Club night out @ Max's Auto Diner Tuesday July 20<sup>th</sup> 6:00pm 8240 Warnall, KCMO**

Cynthia Yin is the point person 913-642-1769. I love going to diners. Stainless steel boomerang tabletops, but what is an auto diner? Do they have hay for Mustangs, and Stags, dates for your Nomad? What's the deal Cynthia? Let's all go and find out.

- **Smithville Campout July 9-11<sup>th</sup>**

Located at the Crows Creek Campground in Smithville Missouri. RSVP to Randy Adkins by July 8<sup>th</sup>. Contact Jim Brady 913-478-3799 or Randy Adkins 816-415-9584 for additional information. Some possible events will include road tours, shopping, boating, (power and sail) s'mores. Club

campouts are always exciting so don't miss out. If you aren't a camper try and come out for part of the trip and I'll roast a marshmallow for you.

- **VTR Portland Oregon July 28-30<sup>th</sup>**

See the flyer elsewhere in newsletter. If you are planning to attend contact Tamara Gibson 816-246-1114 and she will let you know who else is going.

- **Drive-in Movie Night August 7<sup>th</sup>**

A fun event year after year, this time we're headed to the Boulevard Drive-In. We'll start off at Backyard Burgers at 5959 Barkley (2-3 blocks east of Metcalf, and south of Johnson Drive) at 7:30pm. After we eat, we'll head toward the Boulevard Drive-In for a 9:00 show. The Drive-In is located at 1051 Merriam Lane (I-35 and Mission Rd Exit.) Call the Lyman's for more information about this fun event. 383-1006.

- **Annual Lake of the Ozarks Trip August 13-15<sup>th</sup>**

Ozark roads, go karts, fine food, boating, sun bathing, relaxing, acting stupid, a TR club tradition. Be there. This was the event that started our fine association with the other British clubs.

Let's make it a great trip. It will be located at the Inn at the Grand Glaze once again this year. We have reserved a block of 15 rooms for the low rate of \$69/night. Reserve your room by July 23<sup>rd</sup> to receive this rate. 1-800-348-4731 (Also, children under 18 stay free.) Contact Ann Adkins soon so that she knows how many people to plan for. 816-415-9584

## **Demon Wipers: the Joys of British Car Ownership**

Pat Fischer

It was cute at first. You know how it is with your LBC; it doesn't have faults, it has charm. So when the windshield wipers on my TR250 worked intermittently, it was just sort of funny. No, I don't mean that pushing the switch triggered an unreliable response... that always worked. And I hadn't installed a modern unit. It's just that the wipers sometimes swished back and forth when you hadn't touched a thing, both hands on the wheel, blue skies overhead. It got to be a joke, and if a passenger was with me or someone else was driving my car I'd say it was their electric personality.

Well, it happened rarely, almost never for about six months, when one day it did it more and longer and in the midst of very embarrassing traffic in the midst of a work week in the Spring, when you can't do without wipers. I had wipers all right and they had a will of their own.

I tried to get a sense of the circumstances; you know... what are the clues? Sometimes it seemed that it would stop when I stopped the car. It never did it when I had the car in my garage, trying to see what was wrong. Toggling the switch didn't do any good. One evening, I swear to you that the Demon Wipers stopped when I put in the clutch. Was I going mad? I checked wiring under the dash connected to the switch and out to the fuse box. Was something grounding? The phenomenon stopped for several days. Then it started again during a hectic week when I had no other car to drive (how do they know these things?) and I was flying low, if you know what I mean, coming home late, getting up early with obligations. And the wipers wouldn't stop. Before work one morning I crawled into the driver's footwell and pulled the ground wire off the switch. That ought to do it. A half mile away from home, swush-swush, swush-swush. I pulled into the gas station and pulled the other wire off. I know that doesn't make any sense, but I was desperate here. Drove to work on a dry day trying not to make eye contact with other drivers. Oh, it was embarrassing! Not to mention that when the wipers stopped or paused on the driver's side it was straight up in my line of vision.

At work I decided I'd finally reached an open evening and I was going to drive home and fix this thing, whatever it was. Was going to track this one down. Right after my haircut. On the way to my appointment across town, I also made the mental note that the back left corner of the hood seemed low and bounced a bit more than it should. Have to do something about that, too. Then, the turn signals stopped working, and so did a couple of gauges. Now that was interesting. Here was a fuse problem I could sink my teeth into (so to speak), and I always carry fuses with me... doesn't everyone?

Got my hair cut, and it was dark then so I moved the TR under the parking lot light out there in the strip mall. Popped the hood and tried to look at the fuses. Some of these new ones are so slim that it's hard to see the wire to see if it's burned through, so I replaced them all. Glancing down where I was working at the back left corner of the engine compartment I saw the wiper motor. With my small car flashlight I took a closer look, head upside down: it is tucked away under the rail of the left fender where the hood settles down. What's directly over the top of the motor? A bolt with a rubber bumper that holds up the back corner of the hood. That bolt is held in place and raised or lowered with two nuts sandwiched around the fender rail.

The bottom nut was missing. The top nut had loosened to let the bolt slide down, lowering the back corner of the hood and, yes, letting the bolt touch the top of the wiper motor. Movement had worn away the paint under the remaining nut and washer, so it touched bare metal. Contact! You couldn't help but laugh.

I stopped at a hardware store on the way home for the nut I needed. Probably one of the most frustrating, yet cheapest, auto repair episodes I've ever had. I'd been keeping Roger Hurst up to date on this day by day, and finally sent an e-mail saying, "You're not gonna believe this..."

## **TRIUMPH NEWS**

- Jamie Palmer called me early this morning to let me know that VTR's Vice President for Business Services and TR7/TR8 Consultant Bill Wood passed away this morning. I will forward further information as I receive it.

Andrew Mace, President and  
10/Herald/Vitesse (Sports 6) Consultant  
Vintage Triumph Register

- Hello from England,  
My name is Keith Bennett and I am a member of the Standard Motor Club. I am sending this e-mail request to as many sources of those interested in Triumph cars as I can locate.

If you publish a monthly newsletter can I ask for inclusion of my request. I am looking to buy and ship to the UK a Triumph Ten Estate Wagon. These were made from 1955 up to 1962 and exported from the Standard-Triumph factory in Coventry, England to N.America.

I would like to buy a complete car if possible, it can be a runner or a non-runner, my only requirement being that the bodywork is rust and rot-free.

There may be an example just sitting a wrecker's yard someplace. Or somebody may know of a surviving example for sale. Any information relating to these little cars would be appreciated.

Replies please to: [trojan.horse@virgin.net](mailto:trojan.horse@virgin.net)

## **Club Treasury Report for June 1999**

Statement period 05/01/99 through 05/31/99

Beginning Balance	\$926.94
Deposits	0.00
Withdrawals	164.48
Service charge	10.00
Ending Balance	888.96

## New Members:

Edwin R. Metcalfe  
403 Barnett Ave.  
Kansas City KS 66101-2927

Mike and Helen Garzee  
901 Elm Road  
Excelsior Springs MO 64024  
816-630-4936  
TR-6

## Classifieds:

**Parting out 1977 TR-7**  
Call for details. Frank Gaborik  
Thayer, Missouri 417-264-3815

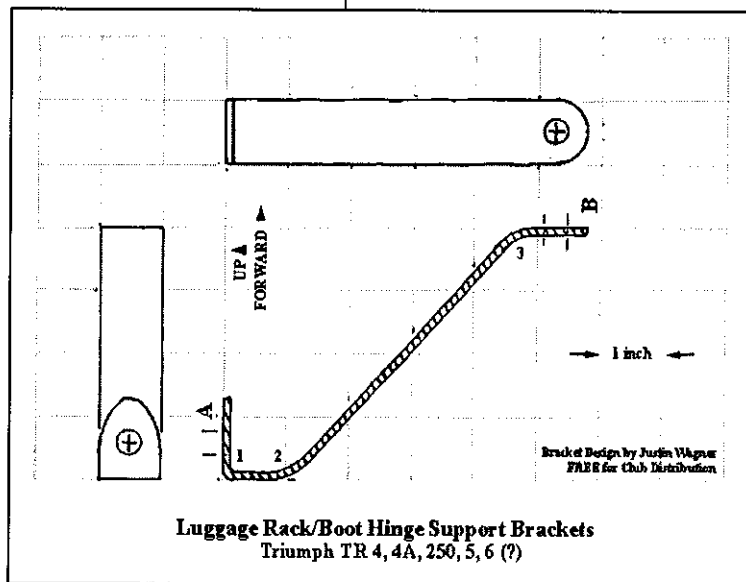
**TR3 Parts Car**  
Frame, rear-end, body tub,  
fenders. \$150 OBO. Contact  
Mark Meyer at 724-1890 after  
4:30pm.

## AMCO Luggage Rack/Boot Hinge Support Brackets

By Justin Wagner

The original AMCO luggage rack for the TR 4 through 5 was a great design. It mounts through the boot's hinges and license plate mounting

wind and road conditions, might actually bend and/or slightly collapse the upper body.



points, thereby avoiding the need to drill any holes in the boot lid. On the downside, I don't believe the rack was ever intended for a heavy load. Its greatest shortcoming is that the hinges themselves do not provide much support. I believe that a mild load, tossed and turned by

I decided support brackets were in order for the AMCO or any luggage rack for this particular TR. I discovered that very substantial support brackets could be added without any permanent modifications to the car.

To understand how the bracket works look at the schematic on the following page and imagine that side "A" of the bracket rests underneath the short end of the boot hinge... under the body steel. (The shape is important, because the body actually has a raised area that this bracket will fit into. After installing my brackets, I found that they actually helped to re-establish this shape in the panel as it had collapsed a little over time.) Side "B" then rests against the flange on the side of the fuel tank, lining up with one of the mounting bolts. Further observation will show that that area between bends 1 and 2 fall right behind the trough of metal that forms the upper edge of the boot. Before you install the bracket, give these areas a little pressure test with your hands... and then do the same test afterward.

(Note, this end closely matches the shape of the hinge base. If you are comparing it to your hinge, remember it should be slightly larger than the hinge and not quite as sharp as the hinge.)

Do not shape nor drill side "B" yet. Bend the steel in a vise to match the drawing:

Mark the steel for bend number 1 with a marker and lightly clamp in vise. Use a square to make sure the steel is square to the vise and adjust if necessary, then tighten. Then bend the steel with brute force and with the aid of a small sledge or heavy hammer.

I made the second bend by clamping the bracket to a scrap piece of 1" x 1" box steel (utilizing a vise and clamps) and bending with a hammer/brute force. Just be creative and keep the bends square so that the bracket remains in line. The third bend is made in the vice, once again. Empty your boot and remove panel covering the petrol tank.

(This is a good time to inspect for petrol leaks. Use proper precautions when working around the tank.) Remove the nut and washer retaining the hinge. Remove the bolt on the side of the petrol tank. Put brackets in place and mark the holes for the B side of the brackets.

Remove brackets and drill 3/8" holes. Remove excess steel and round end as shown in drawing. It is important not to leave extra steel here. In the event of a collision or rollover, excess steel

You'll find the area becomes absolutely solid with the installation of the brackets.

## Directions:

Take the provided schematic and scale on a Xerox machine so that squares are 1" x 1". Alternatively, draw a grid that is 1" x 1", and transfer the drawing visually.

Start with approx. 9 1/4" of strap steel ( 1/8" x 1" ).

Shape the pointed end "A" and drill with a 3/8" drill. This hole size is oversize, and allows for some play. I used a band saw and large apex sander to shape the end. You can utilize whatever tools you have at hand.

here could be forced to rotate and thus gouge a hole in the side of the fuel tank!

Refit the brackets and install nuts and bolts. If upon tightening, it is found that the bracket binds, remove and use a round file to elongate the appropriate hole. (I did not find this necessary, but maybe I had been lucky.)

You may further strengthen the bracket by tack welding a length of 1/2" box, tubular, or flat steel (in a T-pattern) along the upper edge. I did this on mine, but I do think it was overkill. The bracket alone is all that is necessary considering the limitations of the luggage rack itself.

You could bolster the license plate end of the luggage rack simply by adding a strip of strap steel or aluminum (flat or angle) between the two license plate bolts. And you could get creative and support these two bolts down to the bottom edge of the boot lid, but I think this too would be overkill.

These plans are also available on my website. In addition, you will find other Triumph related products and one of the most extensive Triumph links pages! --Justin  
(<http://www.greenheart.com/jmwagner>)



VOC ~~2000~~ 2104

SEP-OCT 1999



2505 West 84th Street  
Leawood, KS 66206



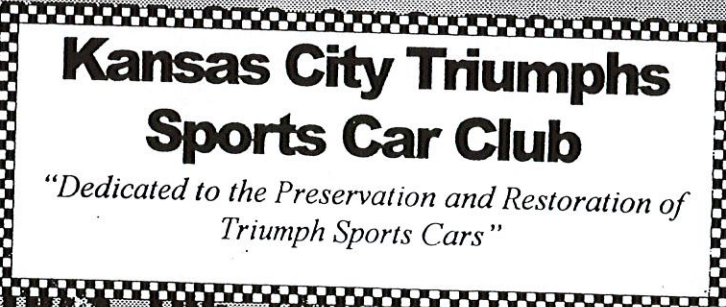
PAUL McBRIDE  
& MARGARET  
22714 W 51ST ST  
SHAWNEE, KS 66226

STAG TR2 TR3 TR3A TR3B TR4 TR4A TR5 TR250 TR6 TR7 TR8

SPITFIRE GT6 STAG TR2 TR3 TR3A TR3B TR4 TR4A TR5 TR250

TR6 TR7 TR8 STAG TR2 TR3 TR3A TR3B TR4 TR4A TR5 TR250

TR4A TR5 TR250 STAG TR2 TR3 TR3A TR3B TR4 TR4A TR5 TR250



TR3A TR3B TR4 TR4A TR5 TR250 TR6 TR7 TR8 SPITFIRE GT6

STAG TR2 TR3 TR3A TR3B TR4 TR4A TR5 TR250 TR6 TR7 TR8

SPITFIRE GT6 STAG TR2 TR3 TR3A TR3B TR4 TR4A TR5 TR250



1000

# KANSAS CITY TRIUMPHS


## CLUB OFFICERS

**Directors:** John and Nancy Maas  
**Assistant Dir.:** Gary and Sandi Phillips  
**Secretary/Treasurer:** Tamara Gibson/Karen Lyman  
**Historian:** Paul McBride  
**Technical Advisor/Publicity:** Gary Davis  
**Newsletter Editor:** Jay Smith

## Directors Notes

VROOM VROOM! It is almost All British show time. Will you be there? We will. I predict that the weather will be pleasant although the grass will probably be dry. So make sure that you are in attendance. The club tent will need your presence. With the cool weather one must always be prepared for any challenges from the other clubs. As a member of this club it is your duty to defend the honor of your marque against all challenges! Each of us must decide their own limitations for answering challenges. Are you limited to MGs, Fiats, Corvairs, similar cars from the same era, or do you take the view that we do in the Northland? All cars with two seats and a license plate! Admittedly I have yet to out run any of those striped Cobras or Vipers but I also don't allow them to intimidate me at a stoplight. Never forget that the name on your car is Triumph.

I look forward to seeing many of you at the All British. We will have a short meeting on Sunday to discuss upcoming events and hear what great new ideas you might have for what the club can be doing. John



See the new All-Wheel-Drive TR8 on the next page.

The New 'TR8'!!!! Call your British Leyland dealer now to place an order. Or stop by Aristocrat Motors for a test drive.



## 1999 Triumph Car Club Events Calendar

### **SEPTEMBER**

4<sup>th</sup>-5<sup>th</sup>/Kansas City All British Car and Cycle Meet

17<sup>th</sup>-19<sup>th</sup>/Arrow Rock Camping Trip. PP = Randy Adkins

23<sup>rd</sup>/Club Night Out. PP = Margaret McBride

### **OCTOBER**

1<sup>st</sup>/Drive in Movie (Take two)

3<sup>rd</sup>/Lawrence Car Show

11<sup>th</sup>/Board Meeting

23<sup>rd</sup>-24<sup>th</sup>/Kansas City MG F.A.T. Run. PP = Bob Allen

30<sup>th</sup>/Antique Run. PP = Davis's and McBrides

### **NOVEMBER**

6<sup>th</sup>/Annual Triumph Dinner. PP = Smiths

20<sup>th</sup>??/Chili Supper. PP = Woody Underwood

### **DECEMBER**

11<sup>th</sup>/Progressive Dinner North. PP = (Adkins, Woody's, Phillips, Maas's)

## PAST EVENTS

- **Drive-In Movie & Backyard Burgers** - The Drive-In Movie Night on Saturday August 7 began at Backyard Burgers in Mission, KS and was attended by three couples: Lymans, Olsens, and Smiths with son, Cameron. Unfortunately, a pop-up thunderstorm altered the plans for the movie, and we hope to re-schedule. Coincidentally, it was

discovered that Backyard Burgers in Mission sponsors a charity classic cruise night on Wednesdays. The ride home in the rain was another story... "It was a dark and stormy night. The rain poured down in sheets, small animals scurried to their dens, while lightening blinded our eyes and thunder rocked us

along roads littered with branches and downed limbs..."

- **Club Night Out @ Max's Auto Diner-** We had 18 people and 4 Triumphs show up for some good burgers at Max's Auto Diner. T.R. Wilson even showed up.
- **Smithville Campout-** This turned out to be a great event, even if very few actual Triumphs showed up. (a TR-4 and a Stag) That's OK because the focus of this event was camping and water sports. In attendance were the Adkins family, Smith family, Brady family, Phillips, Diane Cotton, Maas's,

Tammy and the 'Guy known only as Brad', and the McCracken clan. (There were probably others that I'm forgetting) Camping was done in everything from small tents to large luxury campers. Everyone enjoyed good weather for boating, skiing and sailing. The kids (both big and small) even got together for a mean game of 'Tee Ball'. Thanks again to everyone who donated their boats for this event.

- **Annual Lake of the Ozarks Trip-** Cancelled

## UPCOMING EVENTS

- **The All British Car Show September 3<sup>rd</sup>-5<sup>th</sup>.**  
The KCTSCC will again have the hospitality tent set up. So stop by and renew your membership and have a cold drink. Swap meet space will be available if you need to clean out space in your garage. Rumor has it that Melanie will be selling Charlie's MGA for \$3500.
- **Arrow Rock Campout September 17<sup>th</sup>-19<sup>th</sup>**  
Ready for another camping trip. Well this time it's more Sports Car related. See how much camping equipment you can cram in the boot of your Triumph as we head to Arrow Rock Missouri. Meet at 6:30pm at the Conoco Station at the intersection of 291 & 210 highways. RSVP to Randy by Sept. 16th so he knows who is coming. (Leave a message on the answering machine if Randy is not home.) (816) 415-9584
- **Club Night Out September 23<sup>rd</sup>-**  
6:30pm. La Cocina del Puerco 9097 Metcalf Ave. (341-2800) next to Longbranch & Chili's  
Point Person: Margaret McBride 441-0499
- **Drive-in Movie Night Oct 1<sup>st</sup>**  
A fun event year after year, this time we're headed to the Boulevard Drive-In.

We'll start off at Backyard Burgers at 5959 Barkley (2-3 blocks east of Metcalf, and south of Johnson Drive) at 7:30pm. After we eat, we'll head toward the Boulevard Drive-In for a 9:00 show. The Drive-In is located at 1051 Merriam Lane (I-35 and Mission Rd Exit.) Call the Lyman's for more information about this fun event. 383-1006.

- **Lawrence Car Show October 3<sup>rd</sup>-** We don't have a point person for this event, but if you're interested in attending the Lawrence show, plan on meeting at the McDonalds at I-435 and 87<sup>th</sup> St. at 8:00am.
- **Club Board Meeting 6:00pm October 11<sup>th</sup> - City Market Brewery**  
All members welcome.
- **F.A.T. Run October 23<sup>rd</sup>-24<sup>th</sup>-** Contact Bob Allen if you are interested in the grueling two day endurance rally through the back roads of Missouri. Always a great time.
- **Antique Run Saturday Oct. 30<sup>th</sup>-** It's time for the clubs' annual antique shopping trip. We'll meet at the Country Meadows Antique Mall at 4621 S. Shrank Road, Independence, Mo. At 10:00 am. It is located 3 blks. east of Lees Summit Rd off 40 Hwy. (373-

0410). Contact Dawna 441-2733 or Margaret 441-0499 if you plan to attend.

- **Triumph Annual Dinner November 6<sup>th</sup>, 1999-** More info. Later in this newsletter.

## 10 YEARS AGO

The 10 Years Ago column this issue will be dedicated to the memory of Virginia Peak who died Wednesday, August 18, 1999. Virginia and her husband Richard were charter members of Kansas City Triumphs. In the fall of 1978, they drove their TR4 to the first planning session at Benjamin Stables and have been instrumental to the success of KCT for more than 20 years.

Richard was our newsletter editor from 1982-1986, but in reality I'm sure it was a joint effort with Virginia. Her positive and optimistic personality were much appreciated, and many times she hosted board meetings at their home in Mission.

I'll never forget the very first meeting of the KC All British Car Club. In the front room of the Peak's home, we gathered together officers of all the KC British car clubs and conceived the first British car show. That was 1982 and we're about to celebrate the 18<sup>th</sup> Labor Day show. For that first show, the Peaks volunteered to assemble the "goody bags". Richard contacted 100's of national vendors for door prizes and freebies. Soon their house and garage began to fill with boxes & boxes of every imaginable auto related product! I never heard Virginia complain, even when we partied late into the night stuffing "goody bags". She was a friend to all of us and the loss is heartfelt!

Our sympathies to Richard & the boys, Stephen and David. Virginia...we'll miss you.

- Paul McBride

## Club Treasury Report for July 1999

*Statement period 07/01/99 through 07/31/99*

<b>Beginning Balance</b>	<b>\$757.46</b>	<b>Service charge</b>	<b>10.00</b>
<b>Deposits</b>	<b>45.00</b>	<b>Ending Balance</b>	<b>688.91</b>
<b>Withdrawals</b>	<b>113.55</b>		

## Classifieds:

- **An ex-TR-3A owner's Triumph library for sale: \$150.00 post paid**

**STANDARD-TRIUMPH SALES LTD.  
SPARE PARTS CATALOGUE**

This is the original 3-ring notebook published by the Spares Division for TR-2, 3 and 3A models. It is a priceless source for all mechanical and body parts even noting the various commission numbers and what pertains where. It is in good condition and complete to the best of my knowledge.

*AUTOMOBILE QUARTERLY, The Connoisseurs Magazine of Motoring Today, 2nd Quarter. 1973. Cherished for the story "Trundling along with Triumph, the story thus far..." by Richard M. Langworth.*

*THE STORY OF TRIUMPH SPORTS CARS, Graham Robson, from Motor Racing Publications, Ltd. 1972. Hardbound, 189 pages. The authoritative history of Triumph.*

*WORKSHOP MANUAL FOR THE TRIUMPH TR-2, TR-3 AND TR-3A 1952-62, Kenneth Ball, Autopress Ltd. 1970. Hardbound, 176 pages. Lots of data and illustrations.*

*PRACTICAL HINTS FOR THE MAINTENANCE OF THE TRIUMPH T.R.3, Standard-Triumph Sales Limited, Instruction book Part No. 501528. 5<sup>th</sup> Edition, 2<sup>nd</sup> Printing. Softcover, 61 pages. A wealth of information in a very small package.*

Contact:

Jon M. Englert, 670 Sapphire Avenue,  
Billings, MT 59105, (406) 248-1607  
phone/fax-email: [MTLANDMAN@aol.com](mailto:MTLANDMAN@aol.com)

• **1980 TR7 Parts**

- Accelerator Cable (NEW)
- Brake Servo Unit

- Brake Fluid Reservoir and Master Cylinder Rear Brake Shoes (NEW)
- Radiator (CORED)
- Engine Fan (13 BLADE)
- Ignition Coil & Electronic Module Assembly
- Wiper/Washer Switch w/ Wiring Harness
- Air Pump
- Alternator (REBUILT)
- Drive Shaft
- Thermostat Cover
- Ignition Switch w/ Keys and Wiring Harness
- Convertible Top Frame
- Trunk Weather Strip
- 2 ea. Sun Visors
- 2 ea. Door Weather Strip End Caps
- Rear View Mirror
- 2 ea. Center Console Knee Pads
- Complete Instrument Cluster Panel w/ Lense, Printed Circuit, Lites and All Guages TR7 Gold Stripe Kit (NEW)
- Shifter Knob, Brake and Clutch Pedal Covers & 1 ea.
- "Vent" Switch End A few other smaller parts.

SELL ALL TO ONE BUYER PLEASE.  
PRICE NEGOTIABLE.  
CALL ROSS AT 909-654-2052 OR  
EMAIL TO [rosssssssd@aol.com](mailto:rosssssssd@aol.com)

• **1976 TR6**

Carolina car, excellent body and frame. Rebuilt engine, rear axles, clutch hydraulics. New interior, new Robbins top, new Michelins, many more new parts. Runs strong. \$6200 OBO. Call Gary Schafer (913) 451-3355(work) or (816) 753-2654(home).

## WANTED:

I am looking for a decent ring and pinion set for the TR3, 4, 250 or 6 range of cars in 4.55 ratio. If anyone in your club can help me out, please contact Nick via email at [malaboge@aol.com](mailto:malaboge@aol.com).

\*\*\*\*\*

You are cordially invited to attend the annual

## Kansas City Triumphs Sports Car Club Dinner

Saturday, November 6<sup>th</sup>, 1999  
Social Hour 6:00 pm –Dinner 7:00 pm  
Rembrandts Restaurant  
2820 NW Barry Rd.

Menu:

**Chef's House Salad**  
**Rembrandts Medley:**  
*4 oz Filet mignon and 4 oz Breast of Chicken,  
grilled and topped with sauce*  
Dutch Potatoes  
Steamed Vegetable of the day  
Hot Rolls with butter  
Dessert: Snicker Bar Pie

**\$28.00 per person**

Secure your reservation NOW by sending a check  
made out to the Kansas City Triumphs


Deadline: October 30<sup>th</sup>

Mail check to:  
Laura Smith, 1315 NE 69<sup>th</sup> St.  
Gladstone Mo., 64118(816) 468-8483

*Please note reservations are non-refundable*

\*\*\*\*\*

Jay, ready for racing!





# KANSAS CITY TRIUMPHS

NOVEMBER-DECEMBER ISSUE 1999

## CLUB OFFICERS

**Directors:** John and Nancy Maas  
**Assistant Dir.:** Gary and Sandi Phillips  
**Secretary/Treasurer:** Karen Lyman  
**Historian:** Paul McBride  
**Technical Advisor/Publicity:** Gary Davis  
**Newsletter Editor:** Jay Smith

## Directors Notes


### ANNUAL DINNER RESERVATIONS DUE BY NOVEMBER 2<sup>nd</sup>

*(Call Laura Smith if you are planning to attend and have not sent your reservations. 468-8483)*

VROOM, VROOM. Welcome to the holiday season! It is a brisk fall evening and I have been out driving the TR8. (I like to watch the leaves blow around in the rearview mirror.) However, I recently encountered an electrical problem that was new to me. I discovered that after a spirited run up a sharp on-ramp, the tremendous g forces generated in the corner had caused my watch to stop. Fortunately I was able to find an off-ramp to run around and get it started again. Such are the little surprises when you drive a Triumph.

I'm very excited about the upcoming progressive dinner. We chose the northland tour for the first year because the farther north you go, the closer you get to Santa and the North Pole. John

TRUMPHS



## 1999 Triumph Car Club Events Calendar

### OCTOBER

30<sup>th</sup>/Antique Run. PP = Davis's and McBrides

### NOVEMBER

6<sup>th</sup>/Annual Triumph Dinner. PP = Smiths

20<sup>th</sup>/Chili Supper. PP = Woody Underwood

### DECEMBER

11<sup>th</sup>/Progressive Dinner North. PP = (Adkins, Woody's, Phillips, Maas's)

## PAST EVENTS

- **Kansas City All British-** This years All-British was another great one. Thanks to all the people who volunteered their time to make this show a good time for all whom attended. Many trophies were taken home, beverages consumed, and t-shirts wrung out. (I thought it might never stop raining.) The Corvairs were interesting too. I did not know that air cooled cars could have more trouble with overheating than some of our British cars.
- **Camping Trip to Arrow Rock-** Five British Cars and one Corvette had a great time camping in Arrow Rock, Missouri. Those in attendance were the Brady's, Allen's, McCracken's, Perkin's, Berry's, Adkin's and Diane Cotton. Breakfast around campfire was courtesy of the Perkin's and Berry's, and the Tavern in downtown Arrow Rock provided another wonderful evening meal. There was also a driving tour to Sedalia to look at (of all things) motorcycles. Only one car had a mechanical problem over the weekend when Randy's Corvette blew a radiator hose.
- **Drive In movie night** was a cool one but well attended. Spitfires, TR6s, Saabs, we had them all. The burgers and ice cream were great, followed by a drive to the Boulevard Drive in theater for a picture. Well actually it was just a picture of our cars under the big neon sign. Then during the drive home we drove past the big fireworks display at the American Royal. Spectacular in an open car.
- **Lawrence Car show-** What can I say... it was cold, it rained, it was weird. I have never seen a Midget(Olsons) win out over a E type Jaguar followed by an old Saab in third. It was a fine show with Oldsmobile as the featured model just days after I sell my Toronado. Boy I miss that car already.

## UPCOMING EVENTS

- **Antique Run Saturday Oct. 30th-** It's time for the clubs' annual antique shopping trip. We'll meet at the Country Meadows Antique Mall at 4621 S. Shrank Road, Independence, Mo. At 10:00 am. It is located 3 blks. east of Lees Summit Rd off 40 Hwy. (373-0410). Contact Dawna 441-2733 or Margaret 441-0499 if you plan to attend.
- **Triumph Annual Dinner November 6<sup>th</sup>, 1999-** More information in this newsletter.
- **Chili Supper Nov. 20th-** Once again Woody Underwood has offered to host

the annual chili supper in his beautiful Ward Parkway home. This is always a fun event with lots of food, drink, and socialization. Please RSVP by the 19<sup>th</sup>. 523-8356

- **Progressive Dinner Dec. 11<sup>th</sup>** - This new event will take you to different northland homes. A different course of the meal will be served at each home. We will begin the driving and eating around 5:30pm at the home of the Adkins. This first stop will consist of hors d'oeuvres, salads and cocktails following the evening's British theme. Next

stop a drive over to the Woody's house with a photo opportunity at a covered bridge. The main course will be served around 7:00pm. The last stop is for desert and will be announced during the main course. The host homes are providing the food and drinks. All you need to bring is your British Car (if the weather is nice) and your appetite. RSVP to the Maas' by Dec. 1<sup>st</sup>. 816-452-9097. This is our first year to try a progressive dinner. We plan to have this on a north/south rotation, so next year if you want people to come see your Christmas decorations, sign up early.

## Club News

- Auto cross update: John and Jay are tied for first place with one race to go. Jeff Shaw is a solid second in a different class behind Kevin Brown who drives a very quick TR-6.
- Congratulations to Tamara Gibson on her marriage to Pat Barber. The wedding was in their new hometown of Detroit. The wedding video was probably highlighted by Tamara climbing into Pat's Spitfire wearing her rather full wedding dress and then having Pat buckle her seat belt for her. Sometimes love shows itself in the most humorous ways. Congratulations, come back and visit often.
- Have information for the KC Triumphs newsletter? Send it to Jay Smith: [jsmith@miharden.com](mailto:jsmith@miharden.com)

- **IT'S A GIRL!!! Claire Miranda Heiman**

- Parents: Dan and Jennifer Heiman
- Born on September 26, 1999 @ 4:00am
- 6 lbs. 10 oz and 19" long



- **IT'S ANOTHER GIRL!!! Halley Grace Smith**

- Parents: Jay and Laura Smith
- Born on October 5, 1999 @ 4:30pm
- 8 lbs. 3 oz and 21" long



**the vintage triumph register**  
 MAKE CHECKS PAYABLE TO V.T.R.  
 \$25 for all USA outside addresses  
 \$30 (US Dollars) for Canada and Mexico  
 \$36 (US Dollars) anywhere else  
 Foreign Subscriptions Payable in  
 U.S. Dollars on U.S. funds only please  
 Allow 6-8 weeks for processing and delivery.

**the vintage triumph register**  
 15218 W. Warren Avenue, Dearborn, Michigan 48126 U.S.A.  
 APPLICATION FOR MEMBERSHIP - PLEASE PRINT

Name \_\_\_\_\_ Spouse \_\_\_\_\_ Date \_\_\_\_\_  
(Last) (First)

Street Address \_\_\_\_\_ Tel. ( ) \_\_\_\_\_

City \_\_\_\_\_ State \_\_\_\_\_ Zip \_\_\_\_\_

\*TRIUMPH AUTOMOBILE(S) OWNED

YEAR _____	MODEL _____	COMM. NO. _____	BODY NO. _____	ENG. NO. _____	COND. _____
YEAR _____	MODEL _____	COMM. NO. _____	BODY NO. _____	ENG. NO. _____	COND. _____
YEAR _____	MODEL _____	COMM. NO. _____	BODY NO. _____	ENG. NO. _____	COND. _____

(CONDITION CODES) O-ORIGINAL B-BEING RESTORED R-RESTORED M-MAINTAINED P-PARTS CAR  
 \*It is NOT necessary to own a Triumph to join VTR

The Vintage Triumph Register is increasing the number of publications sent to its members. The change is being made so that members receive current information on a timely basis in The English Channel, while at the same time continue to receive the award winning quarterly publication, The Vintage Triumph magazine.

Prior to that, it was a separate publication coming out every other month, giving VTR members a current calendar with Triumph events around the country. It also included a classified advertising section where VTR members could list cars and parts for sale or wanted.

At the 1999 VTR Convention in Portland, Maine, the VTR board agreed that The English Channel will once again be separated from The Vintage Triumph magazine and will be published every two months. Other proposals were considered for both The Vintage Triumph and The English Channel. The proposal for separation of the two publications seemed the most desirable as it would keep editing responsibly in the hands of VTR members and Triumph aficionados (spelling?). Chris Hansel and Bill Sohl will continue as editors of The Vintage Triumph which will continue to come out quarterly. Chris will handle the even numbered issues, while Bill Sohl will continue as "Odd Editor".

The "new" publication, The English Channel, will be edited by Kent Howard. Kent has been editor of Vintage Triumphs of Wisconsin's newsletter, The Coventry Commentator, for the past four years. The first issue of the new English Channel, will arrive in VTR member's mailboxes the first

week of November. Then starting in January of the new millennium, the publication will come out the first week of every other month.

The English Channel will, as in the past, include a calendar of Triumph and British car events around the United States and in Canada. It will also include classified advertising from VTR members and culled from the various Triumph club newsletter around the country.

But it will be more than just a listing of events and classified advertising. It will include articles of interest to Triumph fans such as recaps of local and regional events, profiles of various Triumph clubs and individual Triumph happening at local Triumph clubs . . . and even a "Guinness Beer" Book of Triumph Records. Paid advertising, which has up to now appeared in The Vintage Triumph magazine, will be transferred to The English Channel, with the plan that the publication will become self-paying in a short period of time.

If you are not a member of The Vintage Triumph Register, now is the time to sign up. VTR is the only national club that includes all makes and models of Triumph automobiles. Annual dues are only \$25 per year and you will start getting the every other month issues of The English Channel and the quarterly The Vintage Triumph magazine. You also get member discounts on regalia and pay the VTR member price for attending the VTR National Convention which will be in Portland, Oregon in July of 2000. Use the handy membership application below to sign up. Do it today. If you love Triumphs, you won't regret it!

### Classifieds:

#### • TRIUMPH PARTS:

- Spitfire Mk I engine (ran when removed)- \$35
- Spitfire Mk II engine for parts- \$10
- GT-6 Cylinder Head- \$15
- TR-6 Doors- \$5 each
- TR-6 Driveshaft- \$5

- Box of generators- \$5
- Early Spitfire radiators and misc. mechanical parts...

Matt Quesenberry  
Home: 737-1174  
Work: 523-7700, 523-7717  
NO OFFERS REFUSE

\*\*\*\*\*

You are cordially invited to attend the annual

## Kansas City Triumphs Sports Car Club Dinner

Saturday, November 6<sup>th</sup>, 1999  
Social Hour 6:00 pm –Dinner 7:00 pm  
Rembrandts Restaurant  
2820 NW Barry Rd.

Menu:

**Chef's House Salad**

**Rembrandts Medley:**

*4 oz Filet mignon and 4 oz Breast of Chicken, grilled and topped with sauce  
Dutch Potatoes, Steamed Vegetable of the day, Hot Rolls with butter,  
Dessert: Snicker Bar Pie*

**\$28.00 per person**

**Secure your reservation NOW by sending a check made out to the  
Kansas City Triumphs**

**Deadline: October 2<sup>nd</sup>**

**Mail check to:  
Laura Smith, 1315 NE 69<sup>th</sup> St.  
Gladstone Mo., 64118(816) 468-8483**

*Please note reservations are non-refundable*

\*\*\*\*\*


THE END





VOL ~~21-6~~ 21-6

NOV - DEC 1999



2505 West 84th Street  
Leawood, KS 66206



JOHN MAAS  
& NANCY  
5740 N. E. WILSON BLVD  
KANSAS CITY, MO 64118

STAG TR2 TR3 TR3A TR3B TR4 TR4A TR5 TR250 TR6 TR7 TR8

SPITFIRE GT6 STAG TR2 TR3 TR3A TR3B TR4 TR4A TR5 TR250

TR6 TR7 TR8 STAG TR2 TR3 TR3A TR3B TR4 TR4A TR5 TR250

TR4A TR5 TR250 STAG TR2 TR3 TR3A TR3B TR4 TR4A TR5 TR250

**Kansas City Triumphs  
Sports Car Club**

*"Dedicated to the Preservation and Restoration of  
Triumph Sports Cars"*

TR3A TR3B TR4 TR4A TR5 TR250 TR6 TR7 TR8 SPITFIRE GT6

STAG TR2 TR3 TR3A TR3B TR4 TR4A TR5 TR250 TR6 TR7 TR8

SPITFIRE GT6 STAG TR2 TR3 TR3A TR3B TR4 TR4A TR5 TR250